



- **Anterior Epistaxis • Skin Tears**
- **Non-Suturable Lacerations**
- **Avulsions • Abrasions**
- **Varicose Veins**



## ***Stops External Bleeding and Absorbs Exudate***



### **What is PRO QR Powder?**

PRO QR Powder is a non-prescription topical powder that stops bleeding and absorbs exudate from minor external wounds and procedures. The ingredients are a mixture of a hydrophilic polymer and a potassium iron oxyacid salt.

PRO QR Powder is not a vasoconstrictor or a cauterizing agent. PRO QR Powder is not biologically derived and is non-toxic.

### **How does PRO QR work?**

When poured on a wound and upon contact with blood or exudate, in combination with manual pressure to the wound, PRO QR Powder quickly forms a strong seal that completely covers the wound and stops the bleeding.



**Actual scanning electron microscopy image**

- **Used by leading hospitals nationwide**
- **Proven Efficacy - Reduces procedural time**
  - PRO QR shows a 96% success rate treating nosebleeds, lacerations, skin tears and abrasions with 70% stopping in less than 15 seconds, according to a clinical study.
- **Doctors report PRO QR minimizes re-bleeds**
- **PRO QR Powder passed all FDA required biocompatibility tests**
- **Not metabolized by the body and not biologically derived, which minimizes the potential for allergic reactions**



**PRO QR for Minor External Bleeding from Wounds & Procedures**  
*Large Fill Bottle*

Manufacturer's Item #

6 Sterile Bottles per Box  
24 Sterile Bottles per Case

LP606  
LP636



**PRO QR for Nosebleeds Blister Pack & Applicator**

Manufacturer's Item #

2 Treatments per Box  
30 Treatments per Box

NP008  
NP009



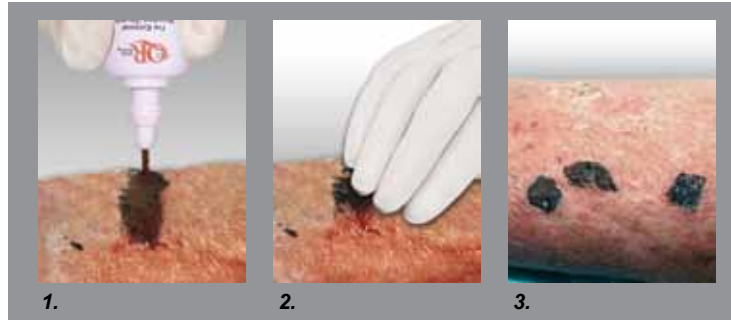
**Stops External Bleeding  
and Absorbs Exudate**

**For:  
Anterior Nosebleeds &  
Minor External Bleeding  
From Wounds  
& Procedures**

**To Remove PRO QR Seal:**  
If PRO QR Powder must be removed as determined by a healthcare professional, brush away loose powder then soak wound in sterile water until seal starts loosening from wound. Gently scrape off loosened seal with gloved finger or tongue depressor.

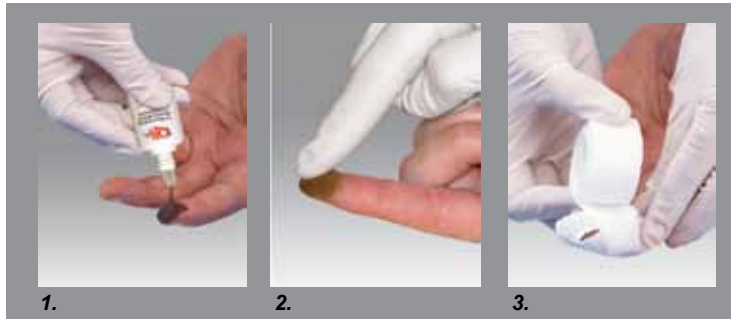
**EASY TO APPLY**

**Skin Tears:** Clean wound. Apply PRO QR Powder when bleeding resumes.



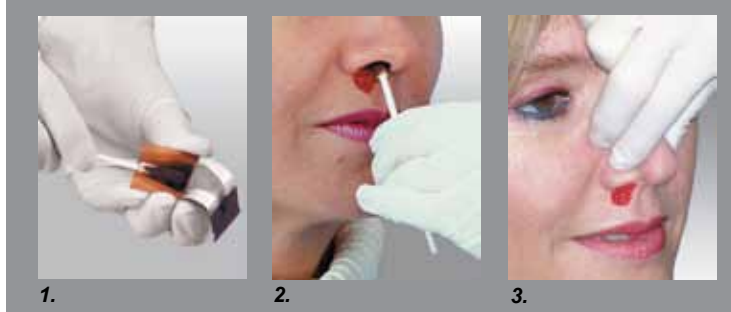
1. Tap bottom of bottle to pour PRO QR Powder directly onto blood or bloody exudate. Cover bleeding area completely. Occasionally upon application, a temporary warming or stinging sensation is felt.
2. Apply pressure for 30 seconds to 2 minutes to form the protective seal. (Do not use gauze to hold pressure because it will adhere to the wound bed, dislodge the PRO QR seal and cause a rebleed) If bleeding continues, repeat application.
3. Protective seal forms. Dress wound with non-adherent dressing. The protective seal is safe to leave in place until it falls off naturally.

**Finger Avulsions:** Clean wound. Apply PRO QR Powder when bleeding resumes.



1. Tap bottom of bottle to pour PRO QR Powder directly onto blood or bloody exudate. Cover bleeding area completely. Occasionally upon application, a temporary warming or stinging sensation is felt.
2. Apply pressure for 30 seconds to 2 minutes to form the protective seal. If bleeding breaks through, repeat application.
3. For added protection, dress wound with non-adherent dressing.

**Anterior Nosebleeds:** Gently blow nose to clear clots and apply only when bleeding resumes. PRO QR Powder needs blood to work. Do not tilt head back during application.



1. Load applicator. Roll applicator to load with as much powder as possible. Hold breath while applying PRO QR Powder to avoid sneezing and coughing.
2. Roll against nasal wall, then roll applicator around the nostril. Occasionally a temporary warming or stinging sensation is felt.
3. Pinch nose for 15 seconds. Repeat application if needed. Avoid disturbing the PRO QR Powder while the nose heals.

Available  
Exclusively From

